

Bluecoat Wollaton Academy Year 7 Catch-up Statement 2019/20

1. Summary information					
School	Bluecoat Wollaton Academy				
Academic Year	2019/20	Total Catch-up premium		Date of most recent Catch-up Review	
Total number of pupils	168	Number of pupils eligible for Catch-up premium		Date for next internal review of this strategy	Sep 2020

2. Year 7 Catch-up Premium cohort		
		Number of students not making expected standard
Literacy only		28
Numeracy only		27
3. Desired outcomes <i>(desired outcomes and how they will be measured)</i>		Success criteria
A.	Accelerated progress in English and literacy based subjects	75% of students on target in English by the end of the academic year
B.	Accelerated progress in Mathematics and numeracy based subjects	75% of students on target in Mathematics by the end of the academic year

4. Planned expenditure					
Academic year	2019/20				
A. Literacy					
Desired outcome	Chosen action / approach	Success criteria	How will you ensure it is implemented well?	Staff lead	When will you review implementation?

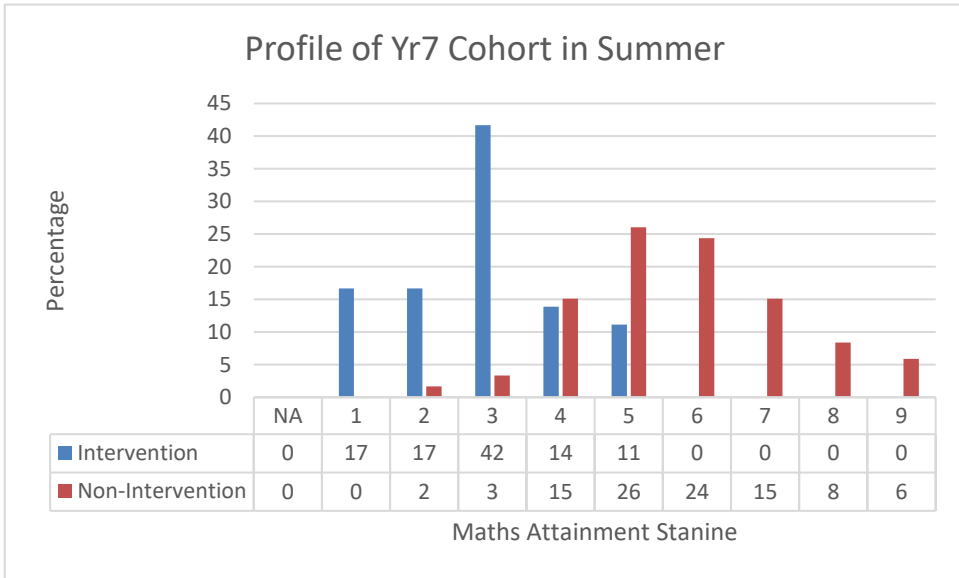
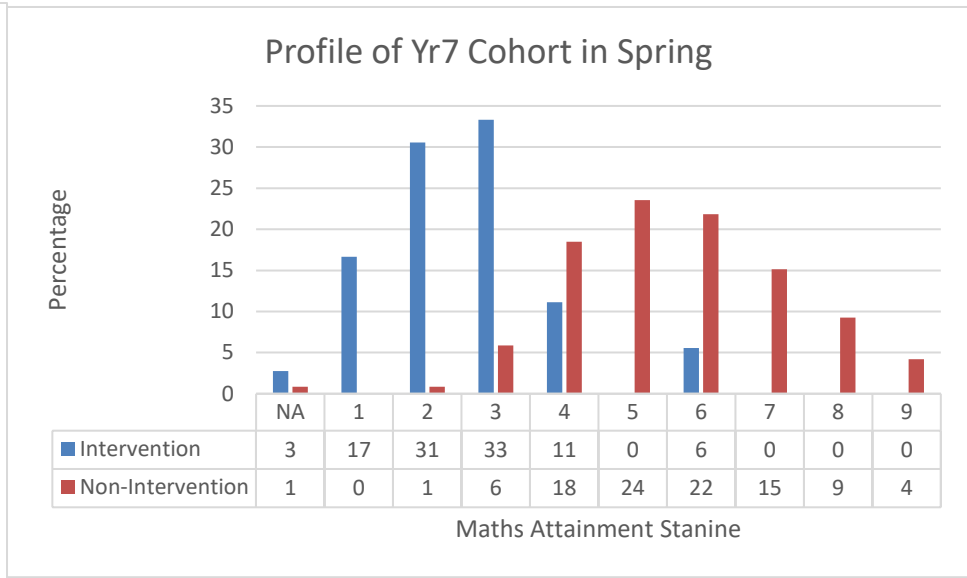
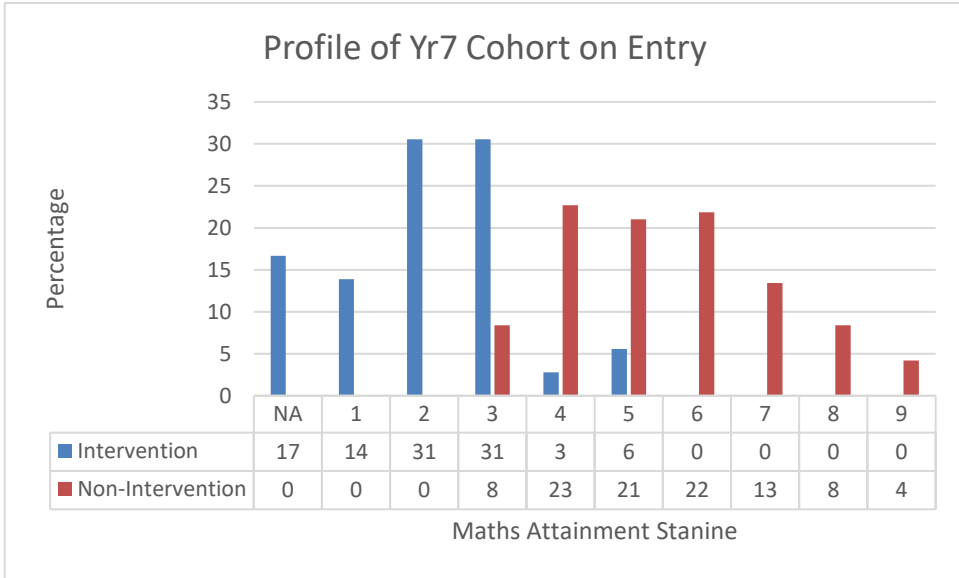
Progress in reading skills	Collaborative reading Small group intervention 1:1 interventions – EAL / SEN Inference skills Accelerated reader	Students make faster than expected progress in acquisition of reading skills	Learning walks Testing – GL assessments - NGRT and PTE	KD	July 2020
Accelerated progress in English	An additional English set for the specific delivery of phonics for our least able- extra hours of English	Students make accelerated progress in English relative to their peers	Regular testing including NGRT and phonics tests, lesson visits and work scrutiny	JH	July 2020
Total budgeted cost					£10 000
B. Numeracy					
Desired outcome	Chosen action / approach	Success criteria	How will you ensure it is implemented well?	Staff lead	When will you review implementation?
Accelerated progress in Mathematics	Mastery curriculum Maths clinic	Students make faster than expected progress in Mathematics relative to their peers	Half-termly assessments Analysis of Trust-wide assessment data, twice yearly	AC	July 2020
Accelerated progress in numeracy	Numeracy intervention sessions	Students make faster than expected progress in acquisition of numeracy skills	Half-termly assessments Analysis of Trust-wide assessment data, twice yearly	AC / KR / LB	July 2020
Total budgeted cost					£7 005

5. Review of expenditure			
Previous Academic Year		2018/19	
i. Literacy			
Desired outcome	Chosen action / approach	Impact:	Lessons learned (and whether you will continue with this approach)
Progress in reading skills	Collaborative reading Read theory Paired reading Accelerated reader	See NGRT stanine table page 4 Target group has a higher than expected rate of progress compared to the other students	The methodology of identification of students was effective, we will continue the approach but integrate paired reading with the collaborative reading to make it more manageable in light of the introduction of new approaches.
Accelerated progress in English	An additional English set for the specific delivery of phonics for our least able – extra hours of English	See NGRT stanine table page 4 Target group has a higher than expected rate of progress compared to the other students	The methodology of identification of students was effective, we will continue the approach but consider ways in which students can move from this group at any point during the academic year.
			Total budgeted cost £10 000
ii. Numeracy			
Desired outcome	Chosen action / approach	Impact	Lessons learned (and whether you will continue with this approach)
Accelerated progress in Mathematics	Mastery curriculum Maths clinic	See attainment stanine tables page 5 Target group has a higher than expected rate of progress compared to the other students	The methodology of identification of students was effective, we will develop a series of intervention sessions / opportunities to complement the Maths clinic

Accelerated progress in numeracy	Numeracy intervention sessions	See attainment stanine table page 5 Target group has a higher than expected rate of progress compared to the other students	The methodology of identification of students was effective, we will develop the use of intervention software for home use to supplement in-school intervention. Targeted intervention to be refined to a more granular level.
Total budgeted cost			£6 593

				NGRT Stanine									
Group	No. Students	Date	Mean SAS	N/A	1	2	3	4	5	6	7	8	9
All Matched	163	Sep-18	101.7	6%	5%	7%	4%	12%	22%	15%	17%	10%	2%
		Mar-19	104.2	10%	4%	4%	7%	12%	21%	12%	15%	11%	6%
		Sep-19	103.9	4%	5%	1%	6%	12%	21%	21%	17%	6%	6%
B @ KS2	34	Sep-18	90.2	0%	15%	21%	6%	9%	35%	9%	6%	0%	0%
		Mar-19	90.4	9%	12%	12%	15%	21%	21%	6%	6%	0%	0%
		Sep-19	94.3	0%	9%	3%	15%	26%	24%	24%	0%	0%	0%
Not Lowest	129	Sep-18	104.9	8%	2%	3%	3%	13%	19%	17%	19%	12%	3%
		Mar-19	107.9	10%	2%	2%	5%	9%	21%	13%	17%	14%	7%
		Sep-19	106.5	5%	4%	1%	4%	9%	21%	21%	21%	8%	8%

Impact of Year 7 Literacy catch-up 2018/19



Impact of Year 7 Numeracy catch-up 2018/19