

Y7 Transition Booklet

This transition booklet, will prepare you for coming to Bluecoat Wollaton Academy and will let the teachers know a little bit about you. Please make sure you have it with you, for your first day.











Bluecoat Wollaton
believe in yourself, in others, in God

Name:

Form:

Y7 Transition Booklet

Who can help me in my school?

Job and Name		Job and Name	
<u>Principal</u> Mr. Anderson		<u>Head of Year</u> Mr. Shafiq	
<u>Year 7 Braithwaite</u> Miss C Weightman		<u>Year 7 Fenton</u> Mrs L Brierley	
<u>Year 7 Ingles</u> Mrs S Feilden		<u>Year 7 Mellors</u> Mrs KF White	
<u>Year 7 Rippon</u> Miss S Collins		<u>Year 7 Thorpe</u> Mr J Fry	



Y7 Transition Booklet

On your journey to starting year 7 in our school mark out some key life events that you would like to share with us. What things have stood out to you?

Year 1 in Primary school



Starting Year 7

Y7 Transition Booklet

How are you feeling about starting at Bluecoat Wollaton Academy?

Nervous



Excited



Not sure



Y7 Transition Booklet

Bluecoat Wollaton Summer Challenge

Caring for people	
Working in a team	
Communicating well	
Solving problems	
Responding to emergencies	
Working with money	
Solving conflict	
Playing a sport	
Drawing and painting	
Working on your own	
Using your imagination	
Being good with your hands (practical)	
Using maths	
Learning from mistakes	
Using a computer	
Speaking another language	
Being outdoors	
Reading a book	
Learning something new	

Before you start Year 7.

On the list to the left identify and colour **blue** the things that you have completed.

The challenge is to see how many you can complete.



Y7 Transition Booklet

Top Tips

Have messaged here from students on how to settle into Bluecoat Wollaton

When you first get your timetable, make a copy and place in your planner so you don't lose it.

Karmen Year 10

Make sure you get a good night's sleep, so you are ready to face the day.

Addiana Year 7.

Aim to get a full breakfast in the morning, just to keep you energised until you go to your break time or lunchtime.

Jamie Year 7

I was worried about the new lessons that I hadn't done before, but I love them now. There are more options for PE and DT, music and art are all better than primary school.

Kaliyah Year 7

My top tip would be to work on homework every night. I worried about the homework and the amount of it. I didn't need to worry, the work was linked to what we already knew. The teachers are really helpful.

Nicole Year 10

- 1) set up a study routine
- 2) get set before day one
- 3) find a good study space away from distraction
- 4) set up a study routine
- 5) set realistic goals for your first term

Tami Year 7

Only bring what you need in your bag rather than everything.

Joseph Year 7

Don't be afraid to talk to the teachers, they are really nice and helpful.

Andrew Year 10

Don't be afraid to ask any older students where any rooms or places are around school, people will be happy to help you!

Lucy Year 10

Making friends: I was worried about not making friends, but now I have new friends as well as my friends from primary school. You spend lots of time together in lessons and form time, so there are lots of chances to get to know people.

Jasmine Year 7

Y7 Transition Booklet

How will secondary school be different?

At primary school, your teacher did most of the organising for you, making sure you got to where you needed to be. At secondary school, all of this will be your responsibility. Don't worry you will get the hang of it.

School bells:

Bells in school will let you know when you need to make your way to the next lesson. Unlike primary school, you will move around after each lesson to a new room. In the morning and at the end of lunch then bells ring twice. The first bell is the movement bell – this means you need to start making your way to your class. The second bell – means you need to be ready in or by your class, so you are ready to learn.

Timetable:

On your first day you will be given a timetable. This timetable shows you, your lesson for the full week. Your timetable will tell you what the lesson is, the teacher initials and which room. Don't worry you will soon get the hang of any new lessons and which room you need to be in. Teachers and other students will happily help you.

Mon	Tue	Wed	Thu	Fri
Mon:T T. P. NJ	Tue:T T. P. NJ	Wed:T T. P. NJ	Thu:T T. P. NJ	Fri:T T. P. NJ
Mon:1 Art RJ	Tue:1 PE NJ	Wed:1 History CR	Thu:1 Science PN	Fri:1 Geography RA
Mon:2 Languages NM	Tue:2 PE NJ	Wed:2 Science AR	Thu:2 Languages NM	Fri:2 English LG
Mon:3 Drama DH2	Tue:3 RE RC2	Wed:3 Maths ARW	Thu:3 Music KD1	Fri:3 English LG
Mon:4 Maths ARW	Tue:4 English LG	Wed:4 Technology MJG	Thu:4 English AG	Fri:4 Science PN
Mon:5 Info Tech KS	Tue:5 Maths ARW	Wed:5 Technology MJG	Thu:5 Enrichment (Alt)	Fri:5 Maths ARW

Teacher Subject Room

Question: Which day would you need to take your PE kit?

Which books would you need to take on Monday?

Y7 Transition Booklet



School House Ties

At Bluecoat Wollaton Academy, your form will be part of the schools house system. Every Year has the following houses – this can be seen in the colour thread of your tie.

Braithwaite (Blue)

Fenton (Green)

Mellors (Yellow)

Inglis (Purple)

Rippon (white)

Thorpe (Red)




Remember your five a day

Checklist for your pencil case

- ☐ Pencil
- ☐ Pen
- ☐ Ruler
- ☐ Eraser
- ☐ Calculator

On your first day – you will get a Bluecoat Wollaton Planner. Your planner will provide an easy and creative method of taking note of your commitments and deadlines enabling you to prepare for each day and to be organised.



Y7 Transition Booklet

School ready checklist

For school each day I need:

- ☐ School bag
- ☐ Pencil case
- ☐ Colouring pens/felt tips pens
- ☐ Calculator
- ☐ School planner
- ☐ Lunchbox of dinner money card
- ☐ Water
- ☐ Reading book/Library book
- ☐ P.E kit
- ☐ Any other equipment (food technology, instruments etc.)
- ☐ Any letters to take back to school?



"You see that a person is justified by his works and not by faith alone"
James 2:24

Lunchtime at school

Lunchtime at secondary school will be different to primary school. You will still be able to take a packed lunch with you if you prefer. There will be space in the Great room and outside for you to be able to eat your lunch.

There are three places where you can buy hot or cold food for your lunch. The canteen is open before school, at break times and lunchtimes. The cost of lunch will vary depending on your options. We have a cashless system where you, your parents or the school will load money onto an account for you to pay for any food or drink from the canteen. You can top up your account in school, using the top up machine in the Great Room, or your parents can top up your card online via parent mail.

Questions... Can you find the answers to the following questions

1. What time does the school day start and end?
2. Does the school have houses? If so, what are they called?
3. What is the name of the principal at the school?
4. What is the name of your Year Leader at the school?



Y7 Transition Booklet

Developing Friendships

Starting secondary school brings lots of opportunities to make new friends, but meeting so many new people can be overwhelming. Here are some tips on how to get to know people and build new friendships.

Meeting new people.

- You will have a tutor group that you will probably see at least once a day. Your tutor will help you get to know everyone in your form.
- You will be sitting and working with different subjects. This gives you lots of opportunities to meet new people.
- Joining a club at lunch or afterschool will help you to meet people that have the same interest as you.

Think of three interesting things about yourself

- 1.
- 2.
- 3.



Starting a Conversation

- Smile and ask questions to the other students, to get to know them better.
- Be a good listener and interested in what people are saying.
- Most of all remember to be yourself

Think of three interesting things about yourself

- 1.
- 2.
- 3.



Starting a Conversation

- Its okay to spend some time with new people; it doesn't mean you like your other friends less.
- Arrange to meet friends in different classes at break or lunchtime, or travel to school together.
- Some friends might not have moved to the same school as you, but that doesn't mean you can't keep in touch. Try phoning them to ask how they are settling into their new school and arrange to meet up after school or at the weekend.

Y7 Transition Booklet

My Hopes and Aims for Secondary

- Starting at Bluecoat Wollaton is a new start for you. We believe you can achieve anything you want to achieve.

Academic Hopes and Aims

- In my lesson I aim to... _____

- I hope to learn about... _____

- My learning goals are... _____

Pastoral Hopes and Aims

- I aim to make strong friendships because... _____

- I hope to feel proud of myself when... _____

- I aim to be confidence about... _____

Extra-Curricular Hopes and Aims

- I hope to join a club for... _____

- The sports I hope to get involved in are... _____

Y7 Transition Booklet



Be prepared!

Look at your timetable and make sure you know where to go and when.



Be organised!

Make sure you have the right books and equipment with you for each lesson




Be enthusiastic!

Teachers won't expect you to get every answer right, but they will be impressed if you try your best and 'have a go' at learning new things



Be resilient!

Sometimes things won't go your way – they will be difficult or unfair or embarrassing. This is normal and happened to everyone. So don't worry. Just say to yourself 'tomorrow's another day'...




Be brave!

It might seem hard to make new friends, but everyone is feeling the same way. Say hello!


hello!

If someone else seems to be having a hard time, try to help. This is a good way to make friends and hopefully they will return the favour.



Be kind!

If you do something wrong or forget something, it's much better to own up straight away.



Be yourself!

Believe in yourself!
You can do it!



Be honest!